

TORUS POWER



**TOROIDAL ISOLATION
POWER TRANSFORMERS**

**ENGINEERED TO
PERFORM & PROTECT
LIKE NO OTHER**

“

TORUS POWER GREATLY ENHANCED SUBTLE DETAILS OF TONE, TIMBRE, AND IMAGING WHEN DYNAMICS WERE EXTREME OR VOLUME WAS LOUD. REMOVING THE TORUS SHRANK THE SOUNDSTAGE, MAKING MY SYSTEM SOUND FLATTER AND LESS DETAILED. I HIGHLY RECOMMEND THE TORUS TO INCREASE ANY SERIOUS AUDIOPHILE SYSTEM'S POWERS OF MUSICAL RESOLUTION AND IMAGING.

TORUS Power RM20 - Recommended Component
Larry Greenhill | Stereophile

”

01. about

Torus Power toroidal isolation transformers are the world's finest clean power source for audio, video, and control systems. Built to a no-compromise standard of quality, performance and reliability, Torus Power isolation transformers are engineered to perform and protect like no other.

Torus Power toroidal isolation transformers dramatically improve the performance of all audio and video systems. Connect audio equipment to a Torus Power isolation transformer and it comes alive - with more dynamics, improved imaging, and cleaner, enhanced bass. Video is crisper, with darker blacks, and brighter colours.

Torus Power toroidal isolation transformers are the consistent choice of knowledgeable audiophiles, home theatre enthusiasts, custom electronic system integrators and designers, whose discriminating tastes and technical requirements mandate the ultimate performance and protection levels achievable.

Power system design and custom integration using Torus is effortless, due to the wide range of models, power ratings, chassis types, mounting choices, and control options, including RS232, IP and Crestron control, and ihiji remote monitoring and control.

The Torus Power secret ingredient is Plitron toroidal isolation transformers. Virtually all power line noise artifacts are eliminated through the toroidal isolation transformer, using patented Plitron NBT technology.

The toroidal isolation transformer provides high levels of instantaneous current, making sure even dynamic components (such as high power amplifiers) are never starved for power. It's like having a clean power source directly adjacent to the plugged-in components.

Torus Power isolation transformers also protect connected equipment from potentially damaging AC power line events, including severe lightning strikes and brownouts, thereby increasing system reliability, and extending product life.

Precision engineered by Plitron Manufacturing Inc., with more than 30 years of experience, and an unparalleled reputation, Torus Power is manufactured under Plitron's ISO9001 quality control system in Canada.

Whether you are a music lover with a mid-level system, a dedicated audiophile, a home theatre enthusiast, a custom designer, installer or integrator specifying power systems for home, studio, stadium, or commercial applications, a Torus Power isolation transformer will provide the ultimate clean power source solution.



02. our technology

Toroidal Isolation



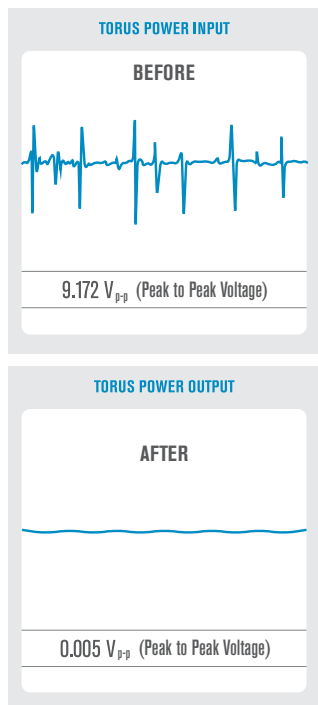
Torus Power toroidal isolation transformers electrically isolate connected equipment from the incoming power. These transformers are engineered and manufactured by Plitron, the world's leading innovators in toroidal technology.

Torus Power toroidal isolation transformers feature triple shielding for ultimate noise attenuation and isolation from the increasingly noisy and polluted power lines.

LONO (Low Noise) technology eliminates audible noise in the Torus Power transformer regardless of line conditions, including DC offset and over-voltage. To ensure ultra-silent operation, a retaining band (for 3U and larger models) suspends the transformer inside the cabinet. Torus Power meets the exacting NC10 acoustic noise standard, making it suitable for use in the quietest environments (including recording studio control rooms).



NBT Noise Filtering (Narrow Bandwidth Technology)



Torus Power output: Perfectly clean power as the noise between line and neutral is eliminated.

Torus Power toroidal isolation transformers restore incoming power to its clean original state using Plitron's NBT transformer technology. Torus Power design carefully balances the inherent inductance, capacitance, and resistance characteristics of the toroidal transformer, enabling the transformer to act as a very effective low-pass filter. The corner frequency for noise attenuation is 2 kHz with an attenuation rate of 12dB/decade to 500 kHz. Another important advantage of NBT technology is the elimination of external filters, such as capacitors, and other components that can fail over time. Torus Power attenuates both Differential Mode (L-N) and Common Mode (G-N) noise.

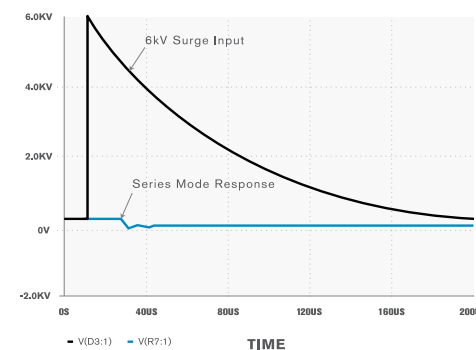


Surge Protection (Series Mode Surge Suppression)



Torus Power protects connected equipment through innovative series mode surge suppression that also pays attention to keeping the power clean. Most surge suppression circuits are shunt-mode. Excessive voltage surges are "shunted" to ground, which raises ground voltage and may contaminate audio and video signals. Torus Power's design absorbs surges more than 2V above

Series Mode Surge Suppression



peak line voltage, so ground is not affected. Torus Power surge suppression meets IEEE endurance standards of 6000 Volts, 3000 Amps, with 1000 repeats. Torus Power further innovates by using the toroidal isolation transformer to replace the series inductor typically used by other brands. This ensures extremely low stray magnetic fields within the chassis.

02. our technology

High Instantaneous Current Capability




Torus Power provides very low source impedance to connected devices. A low impedance power source enables high current delivery on an instantaneous basis; ensuring components are not starved for power.

For example, a typical 200W audio amplifier demands 10A RMS current from a 120V line but may demand up to 50A instantaneous peaks. Standard residential and commercial wiring and wall receptacles will restrict the available instantaneous current.

A 15A or 20A Torus Toroidal Power Isolation Transformer can deliver 300A or 400A peaks when the system demands it, allowing the highest power amplifiers to deliver maximum performance and dynamics without strain or compromise.

The High Instantaneous Current Capability provides the expanded dynamic range experienced when using Torus Power.

IP Based Ethernet Monitoring & Control.




Torus Power IP addressable models meet the needs of the custom installation industry with cloud control or IP based monitoring and control.

All AVR and AVR2 models feature a built in web browser interface accessible on the local area network, via VPN, or through Ihiji remote network management. Other useful features include password control; automatic e-mail notification of fault conditions; and delayed switch-on (5 seconds) when power is turned on, or restored. All Torus models equipped with the AVR feature also include RS232 control and are compatible with Crestron and Savant systems.



AVR 20 LCD

Custom Install



The AVR2 series extends the capabilities with individual IP-addressable duplex outlet zones, scheduling, and automatic reboot features. Compatible with Ihiji cloud based monitoring and control. Crestron and Savant modules also available.

“

I HAVE GONE THROUGH AS MANY AS 75 COMPONENTS IN THE YEARS THAT I HAVE BEEN INVOLVED IN THIS HOBBY. WITH ALL THOSE CHANGES/UPGRADES, I HAVE NEVER EXPERIENCED A COMPONENT THAT SO DRAMATICALLY AFFECTED THE SYSTEM PERFORMANCE, IN A POSITIVE WAY, AS THIS NEW TORUS PIECE HAS. THE TIGHTER BASS, THE MELLOWER HIGHS, THE IMPROVED SOUNDSTAGE...WOW!

—
John G. | Chicago, IL

”

OUR PRODUCTS

03. our products

TOT SERIES

The Torus Power TOT Series consists of two compact isolation transformers that bring toroidal power isolation to a new price point. Compact in size, affordable in price - the TOT series is a simple choice to improve performance of all audio & video systems.

The TOT Mini, rated at 7 Amps, is ideal to provide clean power to projectors, flat panels, powered speakers, media/source players, processors, small audio/video systems or network devices.


The TOT Max, rated at 15 Amps, can provide current to demanding power hungry systems including substantial power amplifiers.

Both models feature a courtesy USB charger outlet.

Available in black or white cabinet, options include a dress aluminum faceplate (Black or Silver) and a 19" rack mount adapter kit.

TOT units include circuit protection through a replaceable varistor. Torus Power non-sacrificial Series Mode Surge Suppression (SMSS) is also available as a factory-installed option.

European models of TOT with Schuko outlets are also available: TOT MINI CE (3A), and TOT MAX CE (7A).



TOT SERIES



TOT MINI



TOT MINI WALL PAN



TOT MAX Back

SPECIFICATIONS

MODEL	TOT MINI			TOT MAX	
CONFIGURATION	STAND-ALONE (SA)	19" RACK MOUNT (RK)	IN-WALL (IW)	STAND-ALONE (SA)	19" RACK MOUNT (RK)
CHASSIS	2U		3.5" Pan	2U	
INPUT VOLTAGE	120V				
OUTPUT VOLTAGE	120V				
INPUT CIRCUIT BREAKER	1 X 8A (FUSE)			1 X 15A (FUSE)	
OUTPUT CURRENT RATING	8A			15A	
POWER RATING	840VA			1800VA	
FREQUENCY	60HZ				
NUMBER OF OUTLETS	6			8	
INLET TYPE	IEC 15A		16AWG LEAD X3	IEC 15A	
OUTLET TYPE	3 DUPLEX 5-15R			4 DUPLEX 5-15R	
WEIGHT (STAND-ALONE)	25.5LBS (11.6KG)	26.4LBS (12KG)	30.0LBS (13.6KG)	38.9LBS (17.7KG)	39.8LBS (18.1KG)
DIMENSIONS (RACK MOUNT) (WDXH)	12.5 X 4.0 X 10.5 INCH 318 X 101 X 268 MM	18.9 X 3.4 X 10.7 INCH 480 X 88 X 271 MM	16.5 X 3.5 X 15.0 INCH 419 X 90 X 381 MM	12.5 X 4.0 X 14.5 INCH 318 X 101 X 369 MM	18.9 X 3.4 X 14.7 INCH 480 X 88 X 373 MM

All Stand-Alone TOT models available in Anodized Aluminum chassis.

Each model is available with SMSS (Series Mode Surge Suppression) factory installed as an option.

03. our products

RM SERIES

The original Torus Power models in the RM series remain unparalleled for performance, protection, and value, with models from 5 Amp to 100 Amp. A popular model in the RM series is the RM20, which has been consistently top-rated by leading audiophile magazines. Smaller models (such as RM10 or RM15) are ideal for mid-size systems, while the RM5 can be dedicated to front-end components, media servers, etc. Larger custom installation models rated 45, 60, 75 and 100 Amp provide clean, protected power for the largest custom installed systems. Torus Power products use medical grade outlets.



RM 20



RM 15



RM 60



RM 20 Back

Balanced 240V Input (North American models only)

Many Torus Power models rated 20 Amp and above, with part number designation BAL, feature Balanced 240V input power. This configuration provides additional noise cancellation as the two input phases are 180 degrees out of phase from each other. Additionally, the input current is drawn at one half the output current capacities.

**Balanced input wiring should be installed by a qualified electrician.*

SPECIFICATIONS

MODEL	RM 5	RM 10	RM 15	RM 15 PLUS	RM 20	RM 20 BAL	RM 45 BAL	RM 60 BAL	RM 75 BAL	RM 100 BAL
FACEPLATE	19" RACK MOUNT (RK), 17" SILVER (CS), 17" BLACK (CB)									
CHASSIS	2U			3U			4U		5U	
INPUT VOLTAGE	120V					240V				
OUTPUT VOLTAGE	120V									
INPUT CIRCUIT BREAKER	1 X 5A	1 X 10A	1 X 15A	1 X 15A	1 X 20A	1 X 10A	2 X 25A (FUSES)	2 X 30A (FUSES)	2 X 40A (FUSES)	2 X 50A (FUSES)
OUTPUT CURRENT RATING	5A	10A	15A	15A	20A	20A	45A	60A	75A	100A
POWER RATING	600VA	1,200VA	1,800VA		2,400VA		5,400VA	7,200VA	9,000VA	12,000VA
FREQUENCY	60Hz									
NUMBER OF OUTLETS	6	8	10				18		24	
INLET TYPE	IEC 15A				IEC 20A		TWIST LOCK 30A, 250V		TWIST LOCK 50A, 250V	
OUTPUT BREAKERS							3 X 20A		5 X 20A	
WEIGHT	29.5LBS (13.4KG)	36LBS (16.4KG)	46LBS (20.9KG)	78LBS (35.5KG)	88LBS (40KG)	88LBS (40KG)	101LBS (45.7KG)	155LBS (70.5KG)	188LBS (85.5KG)	220LBS (100.0KG)
DIMENSIONS (WDXH)	19 X 11.3 X 4 INCH 483 X -6 X 102 MM			19 X 16.8 X 6.3 INCH 483 X 426 X 159 MM			19 X 19.3 X 8 INCH 483 X 490 X 203 MM		19 X 23 X 9.8 INCH 482 X 584 X 249 MM	



“

CLEAN ISOLATED POWER IS THE
ESSENTIAL STARTING POINT FOR ANY
AUDIO SYSTEM. TORUS IS THE BEST
MONEY SPENT IN MY AUDIO RACK.

—
Thomas R. | Toronto, ON

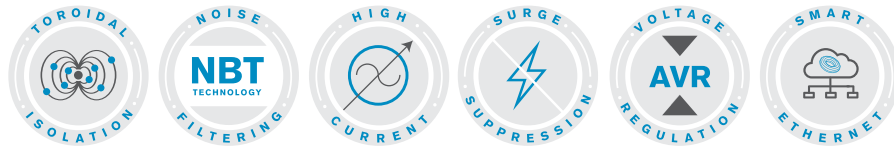
”

03. our products

AVR SERIES

Torus Power AVR models add Automatic Voltage Regulation to the standard Torus Power features, thereby enhancing protection against voltage sags, brownouts and surges. Ethernet connectivity and RS232 interface makes AVR models ideal for basic home monitoring applications.

Voltage regulation keeps the connected equipment within the optimal voltage operating range of 115VAC to 125VAC (in North America) regardless of fluctuations in line voltages.



AVR 20



AVR 15



AVR 60



AVR 20 Back

SPECIFICATIONS

MODEL	AVR 15	AVR 15 PLUS	AVR 20	AVR 20 BAL	AVR 45 BAL	AVR 60 BAL	AVR 75 BAL	AVR 90 BAL
FACEPLATE	19" RACK MOUNT (RK), 17" SILVER (CS), 17" BLACK (CB)							
CHASSIS	2U	3U			4U		5U	
INPUT VOLTAGE*	120V			240V				
OUTPUT VOLTAGE	120V							
INPUT CIRCUIT BREAKER	1 X 15A		1 X 20A	1 X 10A	2 X 25A (FUSES)	2 X 30A (FUSES)	2 X 40A (FUSES)	2 X 45A (FUSES)
OUTPUT CURRENT RATING	15A		20A		45A	60A	75A	90A
POWER RATING	1,800VA		2,400VA	2,400VA	5,400VA	7,200VA	9,000VA	10,800VA
FREQUENCY	60HZ							
NUMBER OF OUTLETS	10				18		24	
INLET TYPE	IEC 15A		IEC 20A		TWIST LOCK 30A, 250V		TWIST LOCK 50A, 250V	
OUTPUT BREAKERS					3 X 20A		5 X 20A	
WEIGHT	56.4LBS (25.6KG)	80.6LBS (36.6KG)	95LBS (43.2KG)	103LBS (47.0KG)	134LBS (61.0KG)	183LBS (83.0KG)	190LBS (86.5KG)	277LBS (126.0KG)
DIMENSIONS (WDXH)	19 X 19.3 X 4 INCH 483 X 489 X 102 MM	19 X 19 X 8 INCH 483 X 482 X 203 MM			19 X 25.9 X 8 INCH 483 X 685 X 203 MM		19 X 25.9 X 9.8 INCH 483 X 658 X 248 MM	

*Input voltage also available at 208V for RM BAL products feeding from a 3 phase system.

03. our products

AVR2 SERIES

The AVR2 series includes the most feature-rich models in the Torus Power line-up, with enhanced Ethernet control and monitoring features. Performance and protection remains consistent with other models in the Torus line.

AVR2 models feature the following additional features:

- + Individually addressable outlet zones (up to 5 individual zones in 15 Amp and 20 Amp models, and up to 8 individual zones in 45, 60, 75 and 90 Amp models).
- + Enhanced web browser interface.
- + Automatic reboot feature restarts routers and modems when internet connection is lost.
- + Scheduling features allows automatic control (on/off) of any outlet zone according to the user-defined schedule. Schedule parameters allow for one-week repeating schedule, with up to six events per day for each controlled zone. Outlets can be sequenced for switch-on. Each zone can be operated by the schedule, or in real time via the web browser. Schedule is followed even when internet connection is lost, as long as system power is maintained.
- + Compatible with ihipi cloud based monitoring and control. Crestron and Savant modules also available.



AVR2 60



AVR2 20



AVR2 20 Back



AVR2 60 Back

SPECIFICATIONS

MODEL	AVR2 15 PLUS	AVR2 20	AVR2 20 BAL	AVR2 45 BAL	AVR2 60 BAL	AVR2 75 BAL	AVR2 90 BAL
FACEPLATE	19" RACK MOUNT (RK), 17" SILVER (CS), 17" BLACK (CB)						
CHASSIS	3U			4U		5U	
INPUT VOLTAGE*	120V		240V				
OUTPUT VOLTAGE	120V						
INPUT CIRCUIT BREAKER	1 X 15A	1 X 20A	1 X 10A	2 X 25A (FUSES)	2 X 30A (FUSES)	2 X 40A (FUSES)	2 X 45A (FUSES)
OUTPUT CURRENT RATING	15A	20A		45A	60A	75A	90A
POWER RATING	1,800VA	2,400VA		5,400VA	7,200VA	9,000VA	10,800VA
FREQUENCY	60HZ						
NUMBER OF OUTLETS	10			18		24	
INLET TYPE	IEC 15A	IEC 20A		TWIST LOCK 30A, 250V		TWIST LOCK 50A, 250V	
OUTPUT BREAKERS				3 X 20A		5 X 20A	
WEIGHT	90.4LBS (41.0KG)	95LBS (44.0KG)	103LBS (47.0KG)	134LBS (61.0KG)	183LBS (83.0KG)	190LBS (86.5KG)	277LBS (126.0KG)
DIMENSIONS (WDXH)	19 X 19 X 8 INCH 483 X 482 X 203 MM			19 X 25 X 8 INCH 483 X 635 X 203 MM		19 X 25 X 9.8 INCH 483 X 635 X 248 MM	
*Input voltage also available at 208V for BAL products feeding from a 3 phase system.							

*Input voltage also available at 208V for BAL products feeding from a 3 phase system.



“

BOY, OH, BOY, DOES THIS THING EVER
SOUND GREAT! FRANKLY, I'M SHOCKED AT
THE IMPROVEMENTS IN SOUNDSTAGE SIZE,
STABILITY & OVERALL TONAL RIGHTNESS.

Jon B. | Kitchener, ON

”

03. our products

WALL MOUNT SERIES



Torus Power Wall Mount (WM) Models provide great flexibility for custom installations, and new construction. Dedicated lines can be run to install the power outlets where needed. Select the appropriate power level – ratings of 45A, 60A, 75A and 100A are available (90 Amp for AVR / AVR2 models).

Choose the WM model with the features needed; AVR2 models for individually controlled outlets, AVR models for basic monitoring, and RM models for straight power conditioning and protection. (Features are detailed separately.)

WM units are designed for 240V input. Units can also be supplied with 208V inputs for 3-phase systems. WM units are provided with 20A output breakers. Alternatively, WM units can be supplied with terminal blocks to enable direct feed to subpanel.

International Models of various voltages and frequencies can also be supplied.



WM 60 BAL AVR2 TVSS



Torus Power Medical Grade Outlets (North American models only)

Torus Power RM, AVR, AVR2, and IS series models use extra heavy duty medical grade outlets custom manufactured by Hubbell. These outlets provide greater contact force, reduced heat build-up, and redundant grounding, and are vastly superior to commercial grade outlets. Torus Power 15 Amp & 20 Amp Outlets are available for purchase.

SPECIFICATIONS

SERIES	WM RM				WM AVR				WM AVR2			
MODEL	WM 45 BAL	WM 60 BAL	WM 75 BAL	WM 100 BAL	WM 45 BAL AVR	WM 60 BAL AVR	WM 75 BAL AVR	WM 90 BAL AVR	WM 45 BAL AVR2	WM 60 BAL AVR2	WM 75 BAL AVR2	WM 90 BAL AVR2
CHASSIS	WALL MOUNT											
INPUT VOLTAGE*	240V											
OUTPUT VOLTAGE	120V											
INPUT CURRENT LIMITING	2 X 25A (FUSES)	2 X 30A (FUSES)	2 X 40A (FUSES)	2 X 50A (FUSES)	2 X 25A (FUSES)	2 X 30A (FUSES)	2 X 40A (FUSES)	2 X 45A (FUSES)	2 X 25A (FUSES)	2 X 30A (FUSES)	2 X 40A (FUSES)	2 X 45A (FUSES)
OUTPUT CURRENT RATING	45A	60A	75A	100A	45A	60A	75A	90A	45A	60A	75A	90A
POWER RATING	5,400VA	7,200VA	9,000VA	12,000VA	5,400VA	7,200VA	9,000VA	10,800VA	5,400VA	7,200VA	9,000VA	10,800VA
FREQUENCY	60HZ											
OUTPUTS BREAKERS°	3 X 20A BREAKERS		5 X 20A BREAKERS		3 X 20A BREAKERS		5 X 20A BREAKERS		3 X 20A BREAKERS		5 X 20A BREAKERS	
WEIGHT	136LBS (62.0KG)	165LBS (75.0KG)	172LBS (78.0KG)	228LBS (104.0KG)	143LBS (65.0KG)	182LBS (82.0KG)	198LBS (90.0KG)	286LBS (130.0KG)	143LBS (65.0KG)	182LBS (82.0KG)	198LBS (90.0KG)	286LBS (130.0KG)
DIMENSIONS (HXWXD)	26.5 X 20.7 X 10.2 INCH 673 X 526 X 259 MM				32.5 X 24.7 X 10.3 INCH 826 X 626 X 260 MM							

All models available with TVSS redundant surge suppression (add TVSS as suffix to model name)

A Transient Voltage Surge Suppression (TVSS) device is provided with Torus Power All-in-One Panels (AIO), and is available as an option for Wall Mount (WM) and Floor Mount (FM) models. These UL certified Panel TVSS devices have a sub-nanosecond response time and manage surges up to 120,000 Amps, model depending. The TVSS also offers additional noise filtration of EMI and RFI (40dB typical).

03. our products

ALL-IN-ONE

The Torus Power All-in-One (AIO) provides a comprehensive approach to whole system power conditioning.

The stand-alone electrical panel has two sections. The top section is pre-wired with 24 industrial grade 20A bolt-in breakers, which are fed by robust 1 1/4" x 1/4" all copper buss bars. Advanced surge suppression is provided. Clean, isolated power is supplied to the breakers by a toroidal isolation transformer mounted in the lower section of the panel.

The AIO uses a separately derived equipment ground (from the isolated ground) making troubleshooting ground loops much easier, and providing an extremely quiet noise floor. Models are rated up to 100Amps, with 240V or 208V inputs.

The AIO was developed for the professional recording studio industry by Arthur Kelm of Ground One in California, and is now widely used in discriminating consumer and professional applications.



AIO 12.5K 240

FLOOR MOUNT



The Torus Power FM series push the limits of available current rating for toroidal isolation transformers. Two models are available in ratings of 25KvA and 35kVA.



FM-25K-240

SPECIFICATIONS

MODEL	AIO-5K-240	AIO-5K-208	AIO-7.5K-240	AIO-7.5K-208	AIO-12.5K-240	AIO-12.5K-208	FM-35K-240	FM-35K-230	FM-25K-240	FM-25K-230
CHASSIS	PANEL BOARD						FLOOR MOUNT			
INPUT VOLTAGE	240V	208V	240V	208V	240V	208V	240V	230V	230V	230V
OUTPUT VOLTAGE	120V OR 240V						2 X 120V			
OUTPUT CURRENT RATING	41A AT 120V 20.5A AT 240V		62.5A AT 120V 31A AT 240V		104A AT 120V 52A AT 240V		291A AT 120V 145.8A AT 240V		208A AT 120V 104.2A AT 240V	
POWER RATING	5,000VA		7,500VA		12,500VA		35,000VA		25,000VA	
FREQUENCY	50/60HZ									
OUTPUT BREAKERS	24 X 20A									
WEIGHT	200LBS (91.0KG)		242LBS (110.0KG)		282LBS (128.0KG)		724LBS (329.0KG)		612LBS (278.0KG)	
DIMENSIONS (WDXH)	20 X 8 X 74 INCH 508 X 203 X 1880 MM						31.5 X 15.8 X 45.8 INCH 800 X 400 X 1163 MM			

TVSS standard on All-In-One & Floor Mount models.

AIO and FM to be fed from disconnect or panel with current limiting.

03. our products

INTERNATIONAL

International models featuring CE style outlets are available from stock from the Torus Power European warehouse. Torus Power offers international products with outlets for Continental Europe (CE), the United Kingdom (UK), Australia (AUS), and Japan (JP), as well as IEC (IEC) and Neutrik (NEUTRIK) standards. Wall Mount configurations also available.

Details can be found on:
www.toruspower.com



AVR 16 CE



AVR 2 8 CE



AVR 2 8 CE Back



AVR 16 CE Back

SPECIFICATIONS

MODEL	TOT MINI CE	TOT MAX CE	RM 8 CE	RM 16 CE	AVR 8 CE	AVR 16 CE	AVR2 8 CE	AVR2 16 CE
FACEPLATE	12" SILVER, 12" BLACK, 19" RACK MOUNT KIT		19" RACK MOUNT (RK), 17" SILVER (CS), 17" BLACK (CB)					
CHASSIS	2U		3U	4U	4U	5U	4U	5U
INPUT VOLTAGE*	220V-240V							
OUTPUT VOLTAGE	220V-240V							
INPUT CIRCUIT BREAKER	1 X 3A	1 X 8A		1 X 16A	1 X 8A	1 X 16A	1 X 8A	1 X 16A
OUTPUT CURRENT RATING	3A	8A		16A	8A	16A	8A	16A
POWER RATING	696VA	1,840VA	1,920VA	3,840VA	1,920VA	3,840VA	1,920VA	3,840 VA
FREQUENCY	50/60HZ							
NUMBER OF OUTLETS	3	4	5	8	6	9	5	8
INLET TYPE	IEC 10A (EC) (SAU & RK)		IEC 20A					
OUTLET TYPE*	CEE 7/7 SCHUKO							
WEIGHT	25.5 LBS (11.6KG)	38.9 LBS (17.7KG)	75LBS (34.0KG)	119LBS (54.0KG)	77LBS (35.0KG)	123LBS (56.0KG)	78LBS (35.5KG)	125LBS (56.5KG)
DIMENSIONS (WXDXH)	12.5 X 4 X 10.5 INCH 318 X 101 X 268 MM	12.5 X 4 X 14.5 INCH 318 X 101 X 369 MM	19 X 16.8 X 6.3 INCH 483 X 426 X 159 MM	19 X 19.3 X 8 INCH 483 X 490 X 203 MM	19 X 19 X 8 INCH 483 X 483 X 203 MM	19 X 19 X 9.8 INCH 483 X 483 X 249 MM	19 X 19 X 8 INCH 483 X 483 X 203 MM	19 X 19 X 8 INCH 483 X 483 X 203 MM

*Torus Power offers international products with outlets for Continental Europe (CE), the United Kingdom (UK), Australia (AUS), and Japan (JP), as well as IEC (IEC) and Neutrik (Neutrik) standards. Wall Mount configurations also available.

“

TORUS POWER UNITS WERE LOWERING THE
NOISE FLOOR OF THE ENTIRE SYSTEM INTO
NONEXISTENCE...HIGHLY RECOMMENDED.

— Jeff Fritz | Editor-in-Chief, The Sound Stage!

TWBAS (The Worlds Best Audio System)

”

TORUS POWER V 2.9

Plitron Manufacturing
601 Magnetic Drive Unit 8
Toronto | ON | Canada | M3J 3J2
416-667-9914
1-800-754-8766

www.toruspowers.com

